

**SPECIFICATIONS**

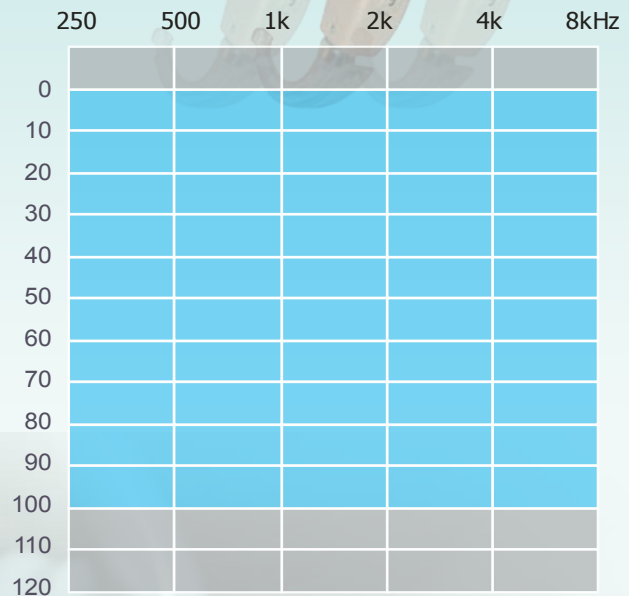
Programmable Mini BTE



**FEATURES**

- High fidelity sound quality
- Low power consumption
- Optional multi memories
- Dual-Channel WDRC digital processing
- Independent 2-channel level detection
- Low level expansion
- PC based fitting software
- Support Binaural Fitting

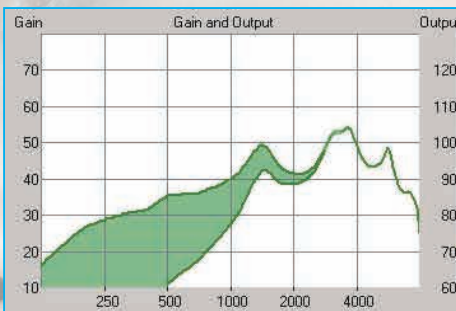
**SUGGESTED FITTING RANGE**



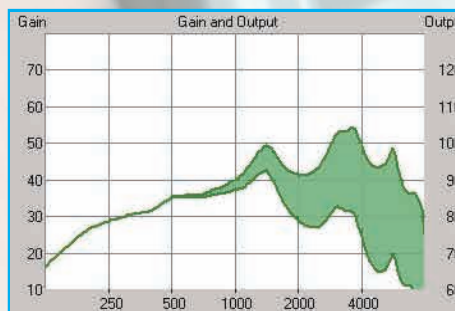
**Technical Data (ANSI S3.22-2003)**

Frequency Range	125 ~ 6750 Hz	
Peak Gain	60 dB	
Peak Output	125 dB	
HFA Gain	55 dB	
Equivalent Input Noise	<25 dB	
THD at RTG	500 Hz	2%
	800 Hz	1%
	1600 Hz	1%
Battery type	13#	
Battery life	about 210h	

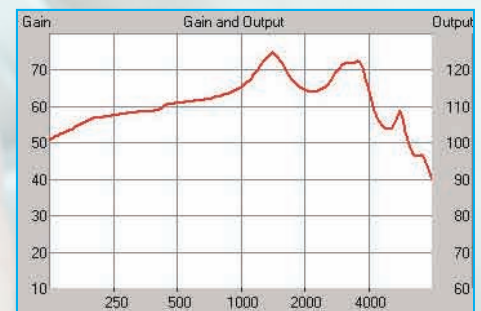
Low Cut



High Cut



OSPL90



Ver 2.0 Copyrights reserved ©2009