


Model	Smartone™4 CIC		Style	CIC
Fitting Range	Mild to moderate hearing loss			
Channels	4			
Bands	15			
Matrix	112/40/x			
Battery	10A	Current Consumption	<1 mA	

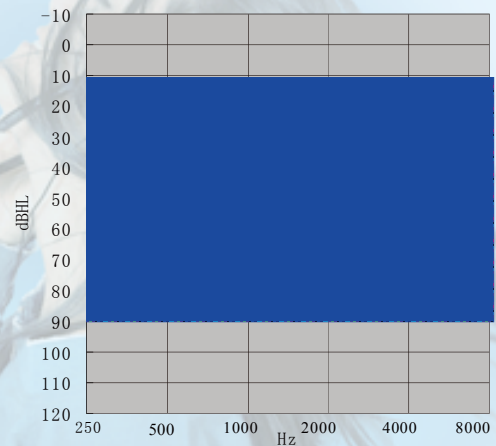


F u n c t i o n	<ul style="list-style-type: none"> ● WDRC ● Feedback control ● Dual time constant fuzzy detector ● Low Level Expansion ● Level measurement & SNR estimate ● Noise attenuation algorithm 	Manual Volume-Control	No
		Programmable Parameter	<ul style="list-style-type: none"> ● Gain at each channel ● TK at each channel ● MPO at each channel ● Frequency Shaping ● LLE at each channel ● NAA ON/OFF

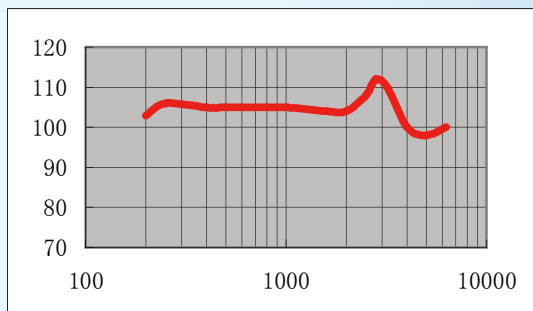
ANSI S3. 22-1996 Technical Data

Frequency Range	200-7500Hz	
Peak Gain	40 dB	
Peak Output	112 dB	
Reference Test Gain	29dB	
HFA Output	106 dB	
HFA Gain	32 dB	
Equivalent Input Noise	<25 dB	
THD	Typical	
	500 Hz	1 % < 5%
	800 Hz	2 % < 5%
	1600 Hz	1% < 5%
SLOW	Attack Time	500 ms
	Release Time	2000 ms
FAST	Attack Time	50 ms
	Release Time	500 ms

Fitting Range Curve



OSPL90 Curve



Gain Curve

