

## SPECIFICATIONS

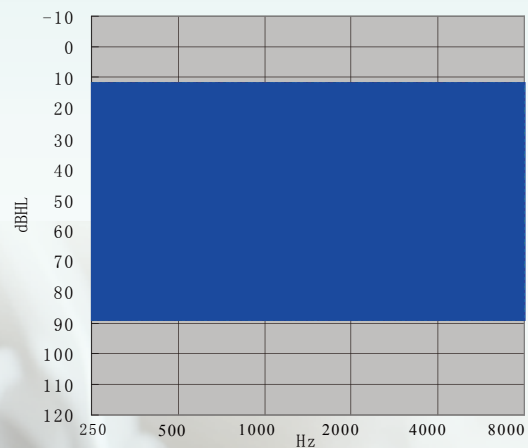
<b>Model</b>	Smartone™ 2 CIC			<b>Style</b>	CIC
<b>Fitting Range</b>	Mild to moderate hearing loss				
<b>Channels</b>	2				
<b>Bands</b>	15				
<b>Matrix</b>	112/40/x				
<b>Battery</b>	10A	<b>Current Consumption</b>	<1 mA		

<b>F</b> <b>u</b> <b>n</b> <b>c</b> <b>t</b> <b>i</b> <b>o</b> <b>n</b>	<ul style="list-style-type: none"> <li>● WDRC</li> <li>● Feedback control</li> <li>● Dual time constant fuzzy detector</li> <li>● Low Level Expansion</li> <li>● Level measurement &amp; SNR estimate</li> <li>● Noise attenuation algorithm</li> </ul>	<b>Manual Volume-Control</b>	No
		<b>Programmable Parameter</b>	<ul style="list-style-type: none"> <li>● Gain at each channel</li> <li>● TK at each channel</li> <li>● MPO at each channel</li> <li>● Frequency Shaping</li> <li>● LLE at each channel</li> <li>● NAA ON/OFF</li> </ul>

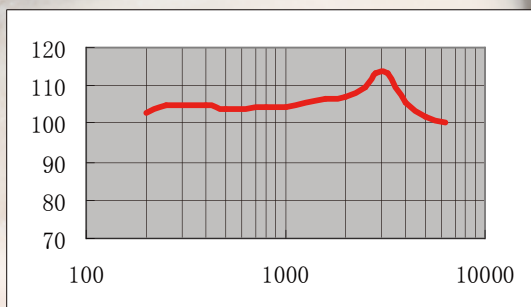
### ANSI S3.22-1996 Technical Data

<b>Frequency Range</b>	200-7500Hz	
<b>Peak Gain</b>	40 dB	
<b>Peak Output</b>	112 dB	
<b>Reference Test Gain</b>	29.1 dB	
<b>HFA Output</b>	106.8 dB	
<b>HFA Gain</b>	35.1 dB	
<b>Equivalent Input Noise</b>	<25 dB	
<b>THD</b>	<b>Typical</b>	
	<b>500 Hz</b>	0.6% < 5%
	<b>800 Hz</b>	0.5% < 5%
	<b>1600 Hz</b>	0.3% < 5%
<b>SLOW</b>	<b>Attack Time</b>	500 ms
	<b>Release Time</b>	2000 ms
<b>FAST</b>	<b>Attack Time</b>	50 ms
	<b>Release Time</b>	500 ms

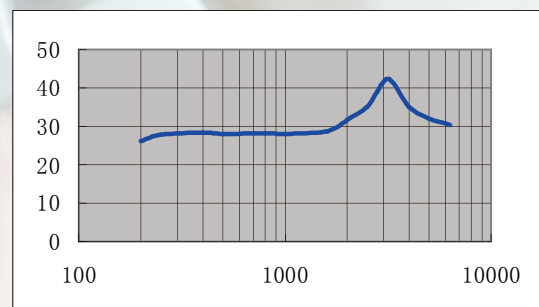
### Fitting Range Curve



### OSPL90 Curve



### Gain Curve



Ver 2.0 Copyrights reserved ©2009